

TRACK HEAD CTM2 PENDANT

PROJECT NAME:	TYPE:
---------------	-------



Highlight art, objects, places, spaces, seating areas, and architectural details with a classic profile that offers easy-to-adjust, in-field versatility.

ORDERING INFORMATION - TRACK HEAD




JA8-2019 COMPLIANCE INDICATED BY SHADING

CYLINDER	FIXTURE	LENGTH	RATING	BODY FINISH	BAFFLE FINISH	ADAPTER FINISH	LUMEN PACKAGE	OCT	OPTIC	DRIVER	EFFECTS DEVICE
CTM2	P		1							CE3	
CTM2 3.25"	P Pendant	LENGTHS XXXB Black Cable XXXW White Cable Specify cable length in whole inches (Max 180) e.g. specify 006B for a 6 inch black cable* Cable is field cuttable.	1 Dry	POWDERCOAT WH White BK Black ALUMINA 01 Brushed Obsidian 02 Matte Obsidian 03 Brushed Dark Patinated Bronze 04 Matte Dark Patinated Bronze 05 Brushed Aged Aluminum 06 Matte Aged Aluminum 07 Brushed Cast Brass 08 Matte Cast Brass 09 Brushed Light Patinated Bronze 10 Matte Light Patinated Bronze	POWDERCOAT WH White BK Black ALUMINA CONSULT FACTORY FOR ALUMINA FINISHES	WH White BK Black	STATIC WHITE 80C12A 80+ CRI, Delivered Lumens - 888 80C19A 80+ CRI, Delivered Lumens - 1370 90C10A 90+ CRI, Delivered Lumens - 761 90C15A 90+ CRI, Delivered Lumens - 1171 97C09A 97+ CRI, Delivered Lumens - 681 97C14A 97+ CRI, Delivered Lumens - 1050 WARM DIM 90W11A 90+ CRI, Delivered Lumens - 890 Incandescent Profile 90W12A 90+ CRI, Delivered Lumens - 975 Standard Profile *SEE PAGE 3 FOR WARM DIM PROFILE COMPARISON. *DELIVERED LUMENS AND T24 COMPLIANCE REFLECT 3000K PAIRED WITH 25° OPTIC AND SOFT FOCUS LENS.	22 2200K* * (Only available with 90+ CRI) 27 2700K 30 3000K 35 3500K 40 4000K WL 2700K - 1800K WD 3000K - 1800K	10 10°* * (Not available with 2200K) 15 15° 25 25° 40 40° 60 60° 25 25° 40 40° 60 60°	INTEGRAL CE3 Electronic 2% ELV / TRIAC 120V	STANDARD EFFECTS DEVICE 4 Soft Focus Lens 0 No Lens* *(Standard with 10° optic) ALTERNATE EFFECTS DEVICE 2 Honeycomb Louver* *(Not available with Warm Dim) 3 Clear Glass Lens* *(Not available with Warm Dim) 5 Frosted Glass Lens 6 Frosted Soft Focus Lens 7 Frosted Linear Spread Lens S Soft Focus Lens w/ Honeycomb Louver F Frosted Glass Lens w/ Honeycomb Louver

ALUMINA FINISHES BY LUCIFER LIGHTING™



POWDERCOAT FINISHES



PART NUMBER NOTES

- CTM1 ships as e.g., CTM2P048W1WHBK90C15A3040CE34W

*ALUMINA FINISHES ARE ANODIZED ALUMINUM



Declare.

TRACK HEAD CTM2 PENDANT

ACCESSORIES

ALTERNATE EFFECTS DEVICES

- HCL-CT2** Honeycomb Louver*
*(Not available for Warm Dim)
- CGL-CT2** Clear Glass Lens*
*(Not available for Warm Dim)
- SFL-CT2** Soft Focus Lens
- FGL-CT2** Frosted Glass Lens
- FSFL-CT2** Frosted Soft Focus Lens
- FLSL-CT2** Frosted Linear Spread Lens

SECOND EFFECTS DEVICE GASKET

Replaces standard gasket when installing second effects device. Not required if two effects devices are specified with fixture.

- 2EDG-CT2** Two Effects Device Gasket

REPLACEMENT OPTICS

Interchangeable optics accessible by removing baffle.

- RO-70-15-1** 15° optic*
*(Not available for Warm Dim)
- RO-70-25-1** 25° optic
- RO-70-40-1** 40° optic
- RO-70-60-1** 60° optic

PERFORMANCE - 3000K

LUMEN PACKAGE	WATTAGE	10° OPTIC NO SOFT FOCUS LENS		15° OPTIC SOFT FOCUS LENS		25° OPTIC SOFT FOCUS LENS		40° OPTIC SOFT FOCUS LENS		60° OPTIC SOFT FOCUS LENS	
		DELIVERED	LPW	DELIVERED	LPW	DELIVERED	LPW	DELIVERED	LPW	DELIVERED	LPW
		80C12A	10	926	93	851	85	888	89	630	63
80C19A	17	1302	77	1313	77	1370	81	972	57	1200	71
90C10A	10	784	78	729	73	761	76	540	54	666	67
90C15A	17	1103	65	1125	66	1174	69	833	49	1028	60
97C09A	10	726	73	653	65	681	68	483	48	596	60
97C14A	17	1021	60	1007	59	1050	62	745	44	920	54
90W11A (2700K)	16	-	-	-	-	890	56	679	42	804	50
90W12A	16	-	-	-	-	975	61	706	44	835	52

OUTPUT MULTIPLIER	
CCT	CCT SCALE
2200K (Contact factory for JA8 details)	0.800
2700K	0.957
3000K	1.000
3500K	1.019
4000K	1.030

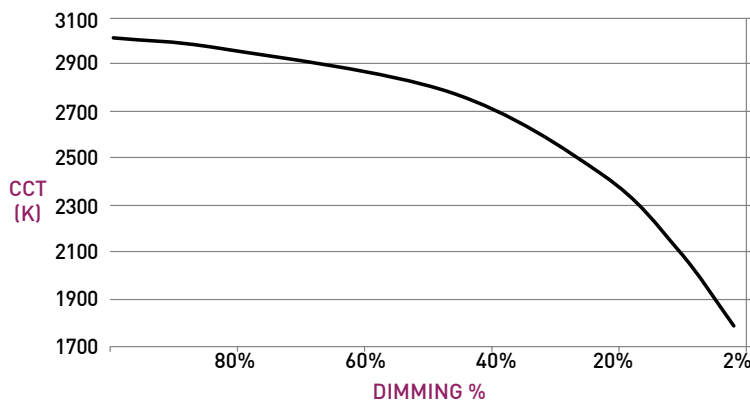
LIGHT LOSS FACTOR MULTIPLIER	
No Lens	1.05
CGL	1.00
SFL	1.00
FGL	0.90
FSFL	0.87
FLSL	0.83
HCL	0.65
SFL W/ HCL	0.65
FGL W/ HCL	0.58

TITLE 24 JA8-2019 INDICATED BY SHADING

WARM DIM PERFORMANCE - SOFT FOCUS LENS - 25° OPTIC

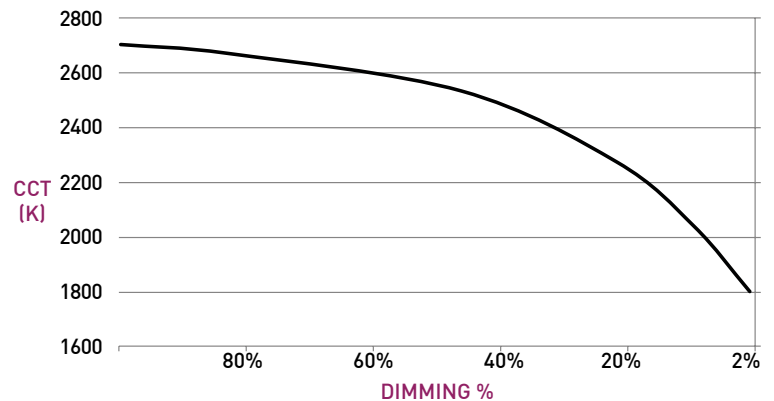
STANDARD WARM DIM PROFILE

90W12 3000K - 1800K	Full on 100%	Dimmed to 80%	Dimmed to 70%	Dimmed to 50%	Dimmed to 20%	Dimmed to 10%	Dimmed to 2%
CCT (K)	3000	2950	2920	2775	2375	2000	1800
Light Output (Lm)	975	780	683	438	195	97	20
Power (W)	16	13	11	8	3	1.6	0.3
Efficacy (LPW)	61	61	61	61	61	61	61



WARM DIM TO MIRROR INCANDESCENT DIMMING PROFILE

90W11 2700K - 1800K	Full on 100%	Dimmed to 80%	Dimmed to 70%	Dimmed to 50%	Dimmed to 20%	Dimmed to 10%	Dimmed to 2%
CCT (K)	2700	2650	2620	2520	2180	1950	1800
Light Output (Lm)	890	712	623	445	178	89	18
Power (W)	16	13	11	8	3	1.6	0.3
Efficacy (LPW)	56	56	56	56	56	56	56

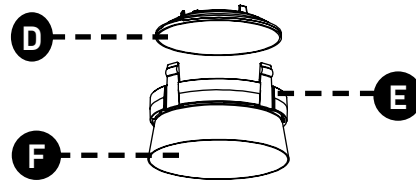
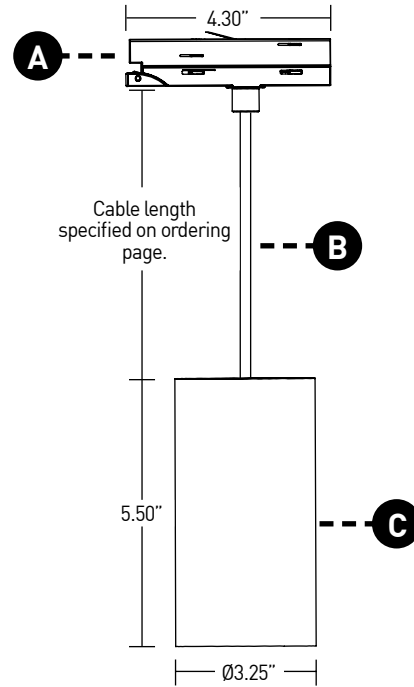


TRACK HEAD CTM2 PENDANT

TRACK HEAD

- A TRACK ADAPTER**
Proprietary asymmetric track adapter; compatible with Lucifer Lighting track only. Available in Black and White finishes to match track systems.
- B CABLE**
Black and white cables available; up to 180.0" length; cable is field cuttable. Cable will need to be straightened upon completion of installation for optimal aesthetics.
- C BODY**
Power supply integrated into fixture body. Available in powdercoat and Alumina finishes.
- D OPTICS**
Optic integrates Reflection, Refraction and TIR offering 10°, 15°, 25°, 40° & 60° beams.
- E EFFECTS DEVICES**
Track Head accepts 2 effects devices; Soft Focus Lens standard.
- F BAFFLE**
Baffle minimizes aperture glare and conceals view into fixture. Powdercoat finishes standard, consult factory for Alumina finishes.

DIMENSIONS / DRAWINGS



TRACK HEAD CTM2 PENDANT

TECHNICAL

CONSTRUCTION

Track Head: Machined aluminum body; painted finishes are granulated powder coat; Alumina finishes are anodized.

STATIC WHITE LED

2-step MacAdam ellipse LED module available in 80+, 90+ and 97+ CRI configurations in color temperatures of 2200K, 2700K, 3000K, 3500K and 4000K. Average rated lamp life: 50,000 hours. LED and driver assemblies are field-replaceable.

WARM DIM LED

3-step MacAdam ellipse warm dim LED module available in 90+ CRI configuration. 3000K or 2700K at full brightness, warming to 1800K at full dim. Average rated lamp life of 50,000 hours. LED and driver assemblies are field-replaceable.

POWER SUPPLY PERFORMANCE AND DIMMING INFORMATION

Power Supply	CE3
Minimum °C	-20 °C
Maximum °C	40 °C
Dimming %	2.0%

MOUNTING

Cylinder track head mounts to recessed, surface or pendant mount track assemblies, specified separately.

LISTING

Listed to UL1574 standard for Dry locations. JA8-2019 Title 24 listed.

DECLARE

LBC Red List Approved.

LIMITED WARRANTY

Manufacturer's Limited Warranty guarantees product(s) listed to be free from defects in material and workmanship under normal use and service for 1-year. LED and power supplies are warranted to operate with 70% of original flux and remain within a range of 3 duv for a period of 5-years. Warranty period begins from the date of shipment by Seller. [Consult website for full warranty terms and conditions.](#)

CHANGE LOG

1.05/12/2023: ADDED LBC RED LIST APPROVED.