

PROJECT NAME:	TYPE:
---------------	-------



Diminutive luminaires bring attention to tasks, special spots, and curated objects in cabinets, displays, and shelves.

ORDERING INFORMATION AND DRAWINGS - FIXTURE

FIXTURE	RATING	CRI / WATTAGE PACKAGE	CCT	FINISH	ALTERNATE MEDIA
LPK		90L04A			
LPK Luminaire PUKLED	1 Dry / Damp 2 Wet 3 Well* *(Only available with standard impact resistant clear polycarbonate lens)	90L04A 90+ CRI, 4.3 Watts Delivered Lumens - 175	27 2700K 30 3000K 35 3500K 40 4000K CC Custom Color (gel)* Color Temp: _____ K *(Custom gels assigned unique suffix upon receipt of order. Contact Product Support for guidance.)	W White Powder Coat B Black Anodized A Anodized Aluminum	OPTIONAL CONFIGURATIONS Leave Blank unless specifying optional configuration LSL Linear Spread Lens* *(Dry Location Only) HCL Honeycomb Louver* *(Dry Location Only) FGL Frosted Glass Lens WTL Warm Tone Lens SGL Spread Glass Lens

LUMINAIRE

A LED

Machined aluminum back body with 4.3 watt AC constant voltage LED.

B MEDIA

Fixture is limited to 2 media; 1 lens and 1 film. Consult factory for custom color gel options.

LPK-1 features diffusing frosted lens. Consult ordering information for alternate media.

LPK-2 Wet location fixtures include sealed diffusing frosted lens. Consult ordering information for alternate media.

LPK-3 in-grade Well-light fixtures include sealed impact resistant clear polycarbonate lens and PLA-2G-BB. Fixtures are not submersible.

Note: O-rings are included with LPK-2 and LPK-3.

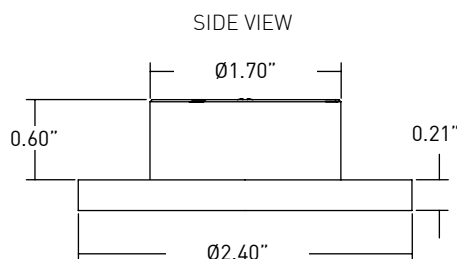
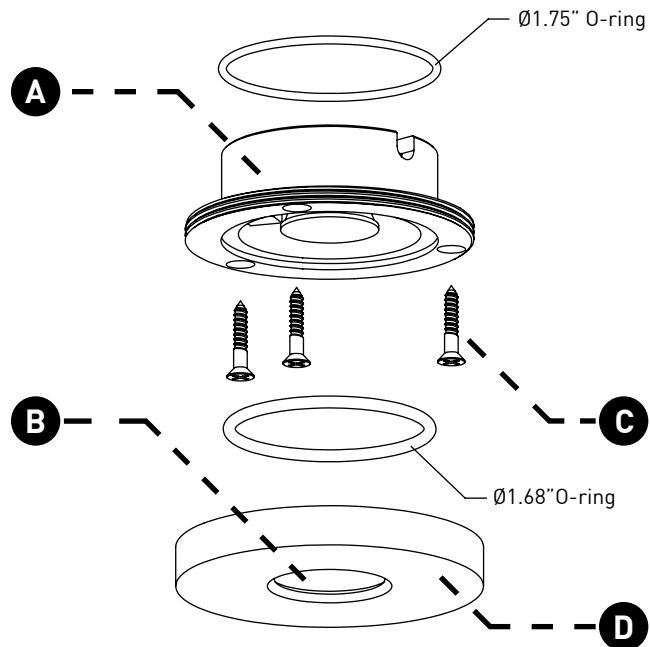
C RETENTION

Mounting screws included; see BACK BOX ASSEMBLY for Wet location and Well-light applications.

D FACE PLATE COVER

Screw-on .21" (5.3mm) thickness cover used to conceal mounting hardware.

DIMENSIONS / DRAWINGS



PUKLED

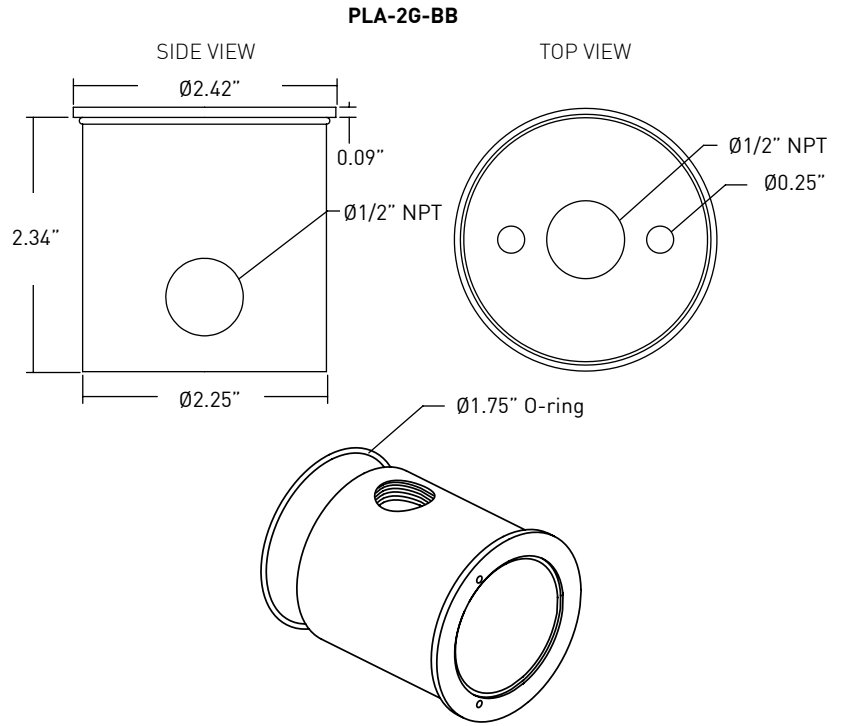
MOUNTING ENCLOSURE

Fixture Qty. _____

QTY.

____ **PLA-2G-BB**

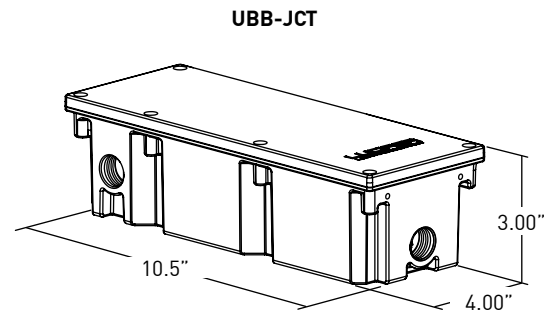
PLA-2G-BB back box assembly included with LPK-3 Well-light fixtures and recommended for LPK-2 Wet location fixtures. O-ring included.



REMOTE POWER SUPPLY OPTIONS

WET, DRY / DAMP LOCATION, OR CONCRETE POUR LOCATION

UBB-JCT	WATTAGE	POWER SUPPLY
JUNCTION BOX	40 40 Watts* *(Max 8 fixtures) 60 60 Watts* *(Max 8 fixtures)	40 WATT POWER SUPPLY 120T Toroidal 120V (60Hz) 277T Toroidal 277V (60Hz) 60 WATT POWER SUPPLY 120E Electronic 120V (50 / 60Hz)* *(Max 40' secondary run length)



Mounting hardware ordered separately from junction box. Select from the following:

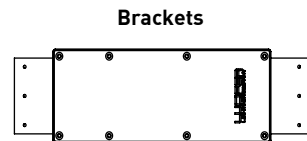
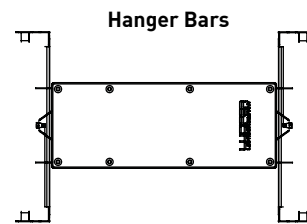
QTY.

- ____ **UBBA-HGR** Hanger bars
- ____ **UBBA-BKT** Brackets

UBB-JCT-
Universal Junction Box with integral power supply, wet location and concrete pour rated. Optional UBBA-HGR or UBBA-BKT mounting hardware, specified separately.

UBBA-HGR
Hanger bars, adjust from 14\" to 24\" for standard joist spacing. For use with UBB, Universal Junction Box.

UBBA-BKT
Brackets, universal stainless steel mounting flange. For use with UBB, Universal Junction Box.



PUKLED

REMOTE POWER SUPPLY OPTIONS

DRY / DAMP LOCATION

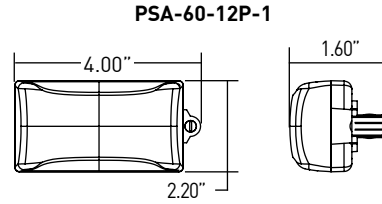
QTY.

___ PSA-60-12P-1

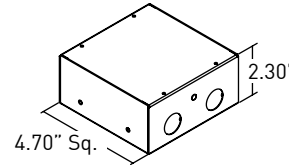
Plug-in Class 2 power supply, 120V primary, 12V secondary, 60W electronic transformer (non-dimmable). Accommodates up to 8 luminaires wired in either a homerun or parallel method. Max 40' secondary run length.

___ PSA-60-12H-JB-1

Hardwire Class 2 power supply, consists of a steel compartment and lid painted black with integral conventional 120V primary, 12V secondary, 60W electronic transformers. Accommodates up to 8 luminaires wired in either a homerun or parallel method. Max 40' secondary run length.



PSA-60-12H-JB-1



TECHNICAL

CONSTRUCTION

Fixture: Machined aluminum.
PLA-2G-BB: Thermoplastic polymer.
Universal Back Box: Polycarbonate.

LED

Proprietary 2 step MacAdam ellipse LED available in 80+ CRI configurations in color temperatures of 2700K and 3000K. Average rated lamp life: 50,000 hours. LED and driver assemblies are field-replaceable.

DIMMING PROTOCOL

Dims to nominal 10%. Best achieved using a corresponding forward phase control for power supplies designated "-120T" and "-277T" outfitted with toroid magnetic transformer and a reverse phase control for power supplies designated "PSA-60-" & "-120E" outfitted with electronic transformers. Compatibility and performance may vary between controls and applied loads.

ELECTRICAL

Fixture supplied with 6' (1.8m) lead of 18 AWG wire. System requires 12V AC remote power supply. See power supply options for secondary run length requirements. See dimming protocol for dimming required.

LISTING

cTUVus Listed and ETL listed for Dry / Damp (IP10 rated), Wet (IP65 rated) and Marine / Well-light (IP67 rated) locations. NEMA 410 compliant.

WARRANTY

Manufacturer's 1-year warranty guarantees product(s) listed to be free from defects in material and workmanship under normal use and service. 5-year warranty on LED and power supply to operate with 70% of the original flux and remain within a range of 3 duv. Warranty period begins from the date of shipment by Seller. Consult website for full warranty terms and conditions.